



Topic: Starry Night

Nursery's Spring 1 Highlights!



Starry night pictures



To kick off the topic we created starry night pictures using star sticker shapes and glitter to create a 'galaxy' effect. During circle times we asked children about some of the different activities they do in the day or at night. We talked about why they sleep at night or go to nursery in the day and discussed the different things we do when it is dark and when it is light.

Nocturnal animals




'I go to sleep in the night'

'A bat is a nocturnal animal'

'Bats sleep upside down and live in caves'

'Nocturnal animals stay awake in the night'

Tips we learnt from the dental nurse visitor



Brush your teeth twice a day for 2 minutes using a fluoride toothpaste

Visit a dentist at least twice a year

Too many sugary snacks can be harmful to our teeth - limit sugary snacks to once a week.

Brushing our teeth properly helps fight off plaque

Presenting to our friends



Describing the different animals he saw and telling us what they were doing in each picture!



Telling us how he watered his cress to make it grow and even brought his cress in to show his friends how tall it had grown!



Telling us animal facts e.g. 'This is a starfish, it doesn't have a brain or blood' - what an interesting fact!

Jetting off to space in P.E!



Using our gross motor skills to make rockets!



There was a storm brewing in Jupiter so we made a great escape!



Taking a much needed rest before we flew to another planet!




Forming a ring to represent the ring around Saturn!


Puppet show



Children made up stories about their favourite characters



They created their own storylines!



They put on a show for their ustadhas!

Role-play!



If there's one thing nursery love doing it's dressing up!

Visit to Heston Park!



Baking/cooking!




We started off our cooking sessions with something light, easy but scrumptious - Pancakes!

Fruit kebabs



Teaching knife skills to children enriches their lives on so many levels. Teaching knife skills to pre-school children allows them to engage with their food in a pressure-free, fun way. Learning to cook at a young age sets our children up for a lifetime of better eating and wellness habits. Using a knife is the cornerstone of this lifelong practice.

Starry biscuits!



Using scales to measure the ingredients!

Scrunching up the biscuit mix to form a smooth dough!

Pressing the star-shaped cutter into the dough!

Decorating the starry biscuits!

Ready...steady...pizza!



1. Feeling the freshly made dough - children described it as 'fluffy' and 'soft'!
2. Spreading the tomato sauce
3. Putting our veg on the pizza
4. The best part: sprinkling CHEESE!



Is there a better way than teaching children to make healthy choices other than through making scrumptious food? Nursery really enjoyed exploring different vegetables in order to create their mini pizzas yum yum!

Planets




As our theme this term has been 'Starry nights' nursery has been looking at all things galaxies and space! From looking at pictures of planets to decorating our very own planets, Nursery has had lots of fun discovering and exploring.

Mobile Planetarium!



Nursery were amazed looking at the sun up close!



We discovered that there are 3 moons on the dwarf planet Pluto!



The amazing northern lights!

Mobile Planetarium!



Nursery spotted the planet we are living in: PLANET EARTH!



We wondered what the moon felt like...



BaarakAllahu Feekoum to all parents for contributing towards the planetarium - you have provided nursery children with an unforgettable experience!